

BOGEN®

DESIGN SERVICES

PAGING & SOUND MASKING OVERVIEW

Take The *Guesswork*
Out Of Your Project
Layout Design

Bill Of Materials 

Connectivity Diagrams 

Speaker Placement 

Scope Of Work 

Overview


Bogen's Design Service was developed to support you and the efforts of your team.

Our objective is to provide you with the best technical bid response document possible. You and your customers will be delighted with the level of expertise we deliver. This **SERVICE** is **COMPLIMENTARY** and with **NO OBLIGATION**.

Getting Started

Small or large, simple, or complicated, if you want an impressive professional design, let Bogen do it for you!

Initiating a **Paging Design Request** is as simple as following these steps.



Paging Design Request Process

1

IDENTIFY AN OPPORTUNITY

To get started, our design team needs to vet the opportunity you have identified and determine how it will be processed in our system. Simply contact your **Bogen Regional Sales Manager (RSM)** or call our **Design Department** at 1-800-999-2809.



2

PROVIDE US INFORMATION

Before starting the design request process, you will need to have the following information and materials at hand:

Floor Plan • Speaker Layout • Key contacts • Facility Data • Submittal Deadline • # of Zones & Requirements



3

SUBMIT YOUR REQUEST

Once you have your materials gathered, simply navigate your browser to our online [PAGING DESIGN REQUEST FORM](#) and follow the prompts.

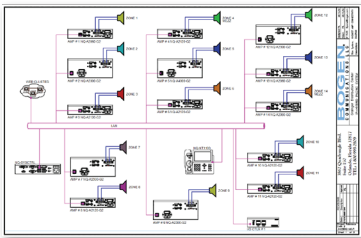


What You Will Get...


Once your request is received, along with accompanying information and blueprints, it is entered into the design request queue. When the design is completed, you will receive a package that contains a marked set of customer-supplied blueprints showing color-coded speaker/horn placement and the following components:

- ✓ Project Name and Project Reference Code with date
- ✓ Legend confirming the bill of materials
- ✓ Confirmation of transformer tap settings (if applicable)
- ✓ Connectivity diagrams with color-coded highlights
- ✓ Optional equipment notes if applicable
- ✓ Product specification sheets if requested
- ✓ Scope of Work confirming equipment requirements

Conceptual Connectivity Diagrams



Cover Letter & BOM



Floor Plan & Speaker Layout



Need Sound Masking too?

Sound Masking Design Request

All Bogen sound masking designs **require** a **Nyquist Paging System**. To receive a complete, accurate Sound Masking design, a **Paging Design form must be submitted FIRST**.

Before starting the **Sound Masking Design** request process, you will need to have the following information and materials at hand:

- ✓ Scaled floor plan drawings in .DWG or original .PDF format.
- ✓ Interstitial plan (duct work, both piping and electrical)
- ✓ Reflected ceiling plan
- ✓ Floor layout- showing location of any furniture
- ✓ Structural ceiling height, drop ceiling height, wall height
- ✓ Flooring and drop ceiling material

Once you have the necessary documents and information gathered, simply access the Sound Masking design form or navigate to your browser to our online [Sound Masking Design Request Form](#) and follow the prompts. Once request is formally submitted our turnaround time is **approximately 7 to 10 business days**.



START YOUR DESIGN REQUEST TODAY!

PAGING DESIGN REQUEST

Bogen.com/design-request

SOUND MASKING DESIGN REQUEST

Bogen.com/sound-masking-design-request

OR CONTACT US



1.800.999.2809



Bogen.com/free-design-service



info@bogen.com



Find your Regional Sales Manager

Bogen.com/where-buy-bogen

BOGEN®

© Bogen Communications LLC 740-00211 20230418